

20
22

Instruction Guide

GPHANTOM HOF

OROFACIAL HARMONIZATION



LEARN. PRACTICE. IMPROVE.



Thank you for choosing Gphantom!

We are a company specialized in the development of solutions for medical training. If you want a specific model for your training, contact us. Here we will help you to handle and optimize the durability of your product.






ABOUT YOUR PRODUCT

- 1** For longer durability, we recommend the use of needles with thickness equal to or less than 21G. During training, according to the execution of the procedures, needle tracks may remain in your Gphantom for up to two days. For better use of this material recovery technology, leave your product in a fresh place, sheltered from the sun, for 48 hours after use;
- 2** Gphantom HOF was developed to offer a orofacial procedures simulation with aesthetic filler materials, thus, helping to develop skills for facial mapping and ultrasound-guided aesthetic procedures;
- 3** This product is indicated for manual skills training, such as grip of linear transducers in anatomical structures for facial mapping, facial aesthetic procedures with needles or real time-guided cannulas, puncture or guided biopsy on face, in addition to image adjustments and echogenic characteristics of facial aesthetic products (hyaluronic acid, collagen biostimulators, support threads, PMMA, silicone oil, among others that you want to inject and evaluate);
- 4** Over time, injected substances can be expelled by the material.





HANDLING AND MAINTENANCE

- 1 Always keep your product in the storage case and in a fresh place, sheltered from the sun.

Note: Expose your Gphantom to temperatures above 30°C (86°F), for long periods, can cause deformations and loss of properties;

- 2 For training, remove only the packaging lid, keeping it in the original base;

- 3 After training, clean the product with a paper towel, removing excess gel for ultrasound and, then, wash it under running water without removing it from the base.

Note: Do not store your Gphantom with excess gel, it may cause bad smell, thus reducing product durability.

- Do not use detergents or sponges, as these damage the product!

- 4 After cleaning, store your Gphantom according to instructions contained in item I;

- 5 Gphantom HOF is a product for educational purposes, intended, ONLY, for medical training. In case of doubt, contact us through our relationship channels.



SPECIFICATIONS

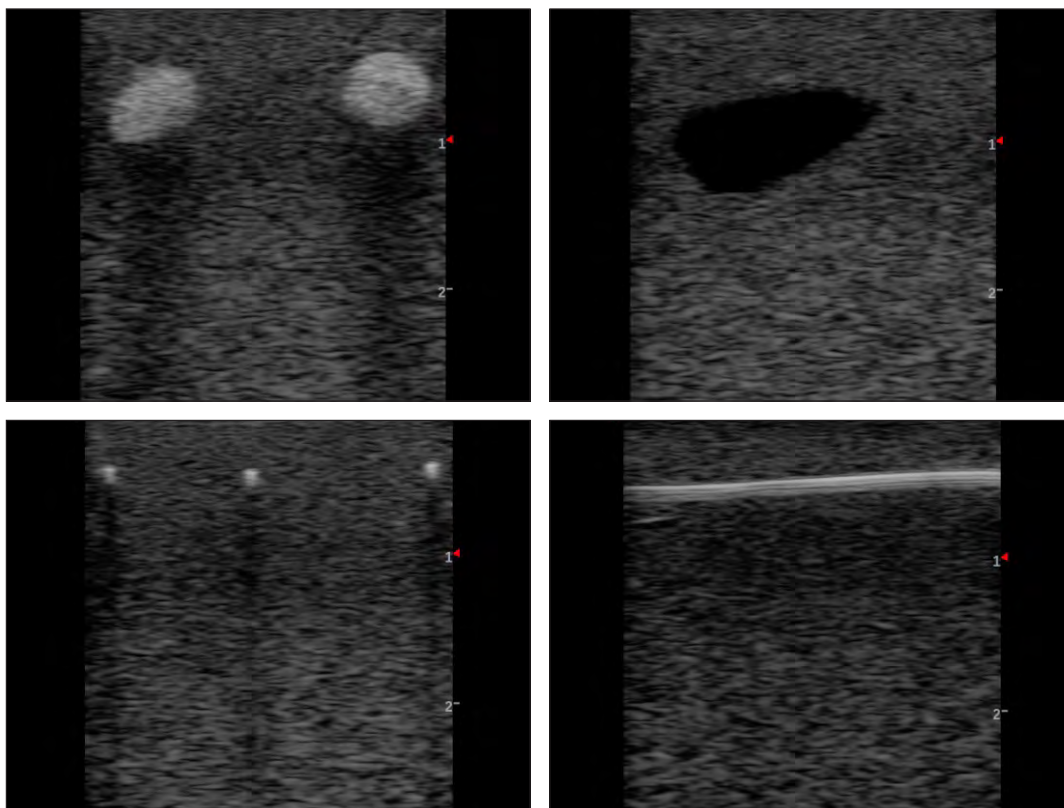

PRODUCT CODE PBD050513

APPROXIMATE WEIGHT 700 g

LENGTH 17 cm

HEIGHT 4 cm

WIDTH 13 cm



B mode ultrasound images of Gphantom HOF^[1].

LEARN. PRACTICE. IMPROVE.

For any questions or requests, contact us:



+55 16 98848-2468



contato@gphantom.com.br