

INSTRUCTION GUIDE



GPHANTOM ANESTHESIA

LEARN. PRACTICE. IMPROVE.

INSTRUCTION GUIDE

Thank you for choosing **Gphantom!**

We are a company specialized in the development of solutions for medical training. If you want a specific model for your training, contact us. Here we will help you to handle and optimize the durability of your product.

Your **Gphantom Anesthesia** is eligible for our Fidelity Program.

Consult conditions.



LEARN. PRACTICE. IMPROVE.

ABOUT YOUR PRODUCT

Gphantom Anesthesia is a training block with six internal structures simulating three nerves and three arteries, arranged alternately, which enables the training of regional anesthesia and central venous access procedures guided by ultrasound.

Our needle mark recovery technology allows your Gphantom to recover up to 99% of the needle marks within 48 hours after training, when used with needles with thicknesses equal to or less than 21 G. For best use of this needle mark recovery technology, we recommend that you leave your product in a cool place, out of the sun, for 48 hours after each use;

We recommend movements of up to 30 degrees in relation to the product surface, using needles such as the ones mentioned in the previous item. Avoid very long movements (large angles) after needle insertion, as these may shorten the life of your model. In addition, we do not recommend injecting or removing materials from your Gphantom during use.

If you have such a need, please contact us.

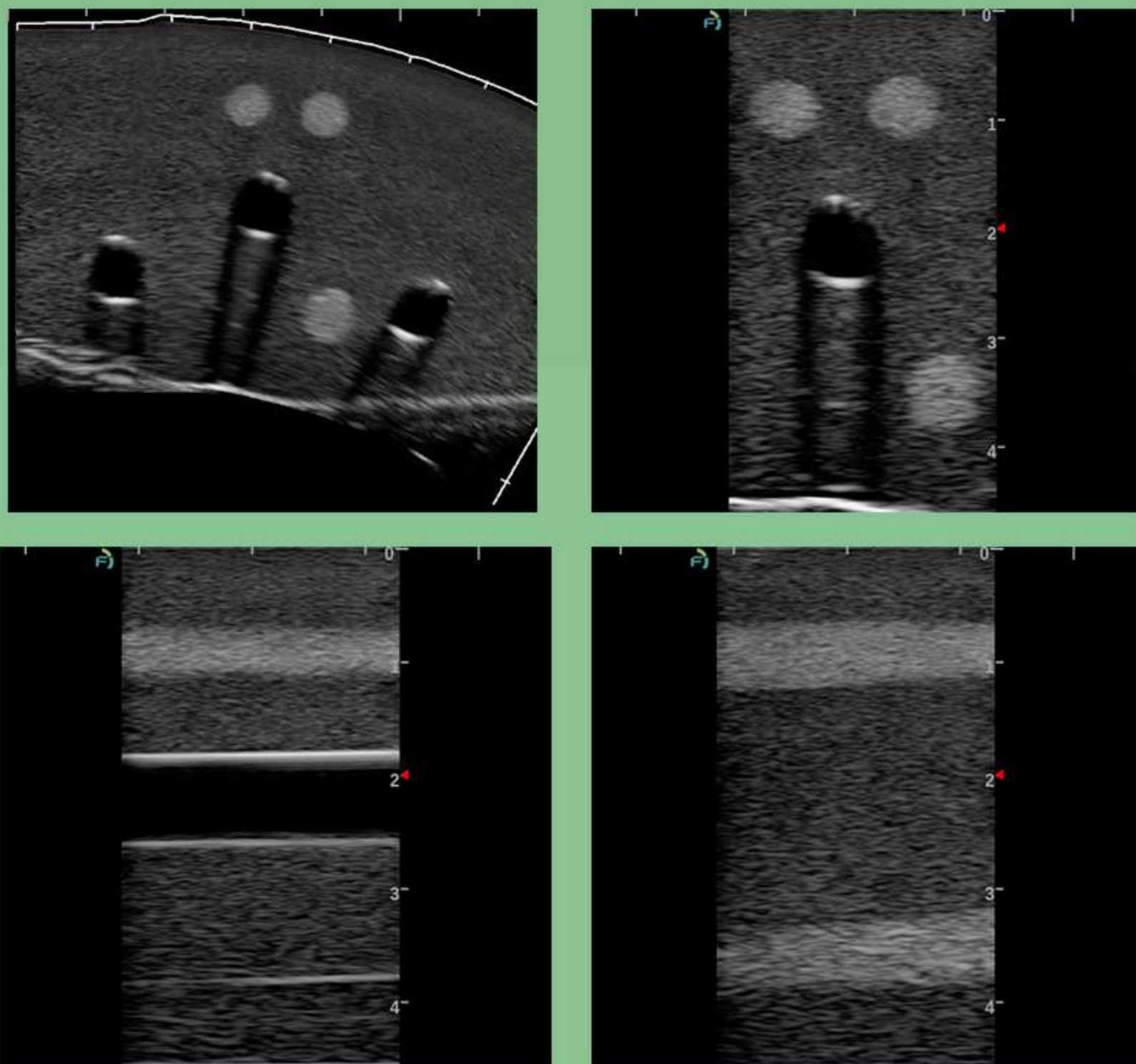



ABOUT YOUR PRODUCT

INTERNAL STRUCTURES

 **Artery**

 **Nerve**



B mode ultrasound images of Gphantom Anesthesia.

PRODUCT CODE	PBD050513
APPROXIMATE WEIGHT	700g
LENGTH	17cm
HEIGHT	4cm
WIDTH	13cm


HANDLING AND MAINTENANCE

- ① Always keep your product in a fresh place, sheltered from the sun.




OBS: Expose your Gphantom to temperatures above 30°C (86°F), for long periods, can cause deformations and loss of properties;

- ② For training, remove the model from the packaging lid and fit the sites with venous structures;



- ③ After training, clean the product with a paper towel, removing excess gel for ultrasound and, then, wash it under running water without removing it from the base.



Do not store your Gphantom with excess gel, it may cause bad smell, thus reducing product durability.

Do not use detergents or sponges, as these damage the product!

HANDLING AND MAINTENANCE

- ④ After cleaning, store your Gphantom according to instructions contained in item I;
- ⑤ Gphantom Anesthesia is a product for educational purposes, intended, ONLY, for medical training. In case of doubt, contact us through our relationship channels.

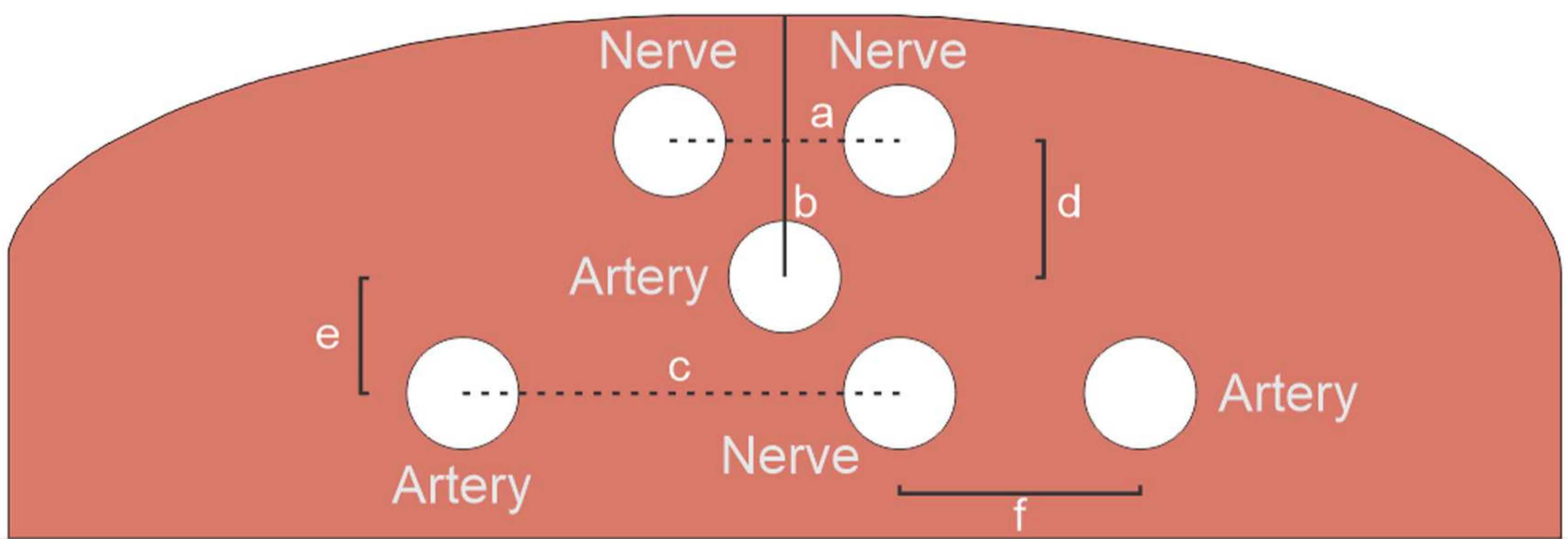
SPECIFICATIONS

Item	Size
a	9mm - 11mm
b	5mm - 7mm
c	22mm - 23mm
d	11mm - 13mm
e	11mm - 13mm
f	11mm - 13mm

Structure	Diameter
Artery	35mm-36mm
Nerve	5mm - 7mm

Positioning	Distance (reach)
	9mm - 34mm

*Distances can change.



CONTACT US

For any questions or requests, contact us:



contato@gphantom.com.br



+55 1699848-2468